




INTERIM REPORT
JANUARY TO JUNE 2018



Key Financial Figures

		Q2 2018	Q2 2017 (restated)*	H1 2018	H1 2017 (restated)*
Profit and loss					
Sales revenue	In EUR thousands	5,100	4,072	10,177	8,153
Gross profit	In EUR thousands	2,844	2,164	5,774	4,612
EBITDA	In EUR thousands	929	-1,039	1,996	-331
EBITDA margin as a percentage of sales	%	18.2	-25.5	19.6	-4.1
Net operating profit/loss (EBIT)	In EUR thousands	374	-1,304	916	-858
Net result for the period	In EUR thousands	236	-1,324	544	-1,043
Earnings per share	EUR	0.06	-0.44	0.13	-0.35
Balance sheet				June 30, 2018	Dec. 31, 2017
Balance sheet total	In EUR thousands			60,414	61,798
Equity	In EUR thousands			29,413	29,528
Equity ratio	%			48.7	47.8
Liquid funds	In EUR thousands			3,993	4,180
Cash flow				H1 2018	H1 2017
Investment	In EUR thousands			658	6,576
Amortization and depreciation	In EUR thousands			1,081	527
Cash flow from operating activities	In EUR thousands			1,633	-127
Employees					
Employees (at the reporting date)	Number			132	120
Personnel expenses	In EUR thousands			3,227	4,148

* The comparative figures presented have been restated to reflect the initial application of IFRS 15. Information concerning the restatement of figures presented for the previous year is provided in note 2.2 of the notes to the interim financial statements.

Contents

2 To Our Shareholders

- 2 Letter from the Management Board
- 4 Vita 34 AG Shares

6 Group Interim Management Report

- 8 Fundamentals of the Group
- 11 Report on Economic Position
- 13 Opportunity and Risk Report
- 13 Outlook and Forecast

16 Condensed Consolidated Interim Financial Statements

- 18 Condensed Consolidated Statement of Income
- 19 Condensed Consolidated Statement of Comprehensive Income
- 20 Condensed Consolidated Statement of Financial Position (Assets)
- 21 Condensed Consolidated Statement of Financial Position (Equity and Liabilities)
- 22 Condensed Consolidated Statement of Group Equity
- 24 Condensed Consolidated Statement of Cash Flows

25 Notes to the Condensed Interim Consolidated Financial Statements

32 Responsibility Statement

Imprint

Letter from the Management Board

Dear Shareholders,

Vita 34 proudly looks back on a successful first half-year 2018. In Germany, our core market, we have built on our market leadership at an accelerating pace. In particular in the second quarter we have achieved a record number of new deposits. Our order intake is currently at an all-time high, in part due to “VitaPur”, our new entry-level product, which is primarily designed for health conscious and informed young parents. In many cases, the product serves to awaken interest in the idea of a stem cell deposit, whereby many then subsequently choose our classic product offering.

As a result, sales revenues in the first half-year increased compared to the previous year by 24.8% to EUR 10,177 thousand (H1 2017: EUR 8,153 thousand). Earnings before interest, taxes, depreciation, and amortization (EBITDA) was EUR 1,996 thousand, significantly above the previous year’s level (H1 2017: EUR -331 thousand). The previous year’s results included significant one-off business acquisition related charges. As anticipated, these results include ramp-up effects in connection with changing sales partners in Italy and Romania, which had a dampening effect on sales and on results in the first half-year. In addition, one-off charges of EUR 0.2 million were recorded in the second quarter of 2018, primarily in connection with ending active marketing activities in Denmark, Sweden, and Norway from July 2018. Even so, the EBITDA margin at 19.6% was close to the target level communicated of approximately 20%. We expect that our Scandinavian subsidiary will contribute a sustainable positive EBITDA of approximately EUR 500 thousand to the Group’s EBITDA from 2019.

The positive business trend is also reflected in the Company’s very solid financial position. As in the first quarter, the cash flow from operating activities was at a high level, and amounted to EUR 1,633 thousand (H1 2017: EUR -127 thousand). Cash and cash equivalents totaled EUR 3,993 thousand at the end of the half-year (December 31, 2017: EUR 4,180 thousand).

An important milestone in the first half-year of 2018 was the restructuring of the activities undertaken by our Research and Development department. With a view to making a sustained contribution to business development we will be focusing our activities in future on two areas in particular. With our existing product offering of cryo-preservation of stem cells from umbilical cord blood for potential later use for medical purposes we have already established the best possible conditions to create an individualized cell therapy offering. This is a market for the future that offers attractive business opportunities to expand and complement our business model in the future. On one hand, we intend to focus our R&D activities on the identification, isolation and characterization of immune cells from umbilical cord blood. On the other hand, Vita 34 will continue to develop the “Adipovita” product, which makes it possible to collect stem cells from adipose tissue in adults, in order to position the Company in the lipofilling sector, enabling it to enter the attractive market for aesthetic medicine in the medium-term.

For the second half-year we expect that the positive growth trend in our core market will continue and in addition we anticipate positive effects from new sales channels in the DACH region. The Management Board of Vita 34 AG maintains its forecast for the fiscal year 2018 in the form issued on March 28, 2018, with the effect of savings neutralizing the charges from one-off expenditures caused by the measures undertaken.

We will also continue to examine the contribution that our activities are making to our current and future business success, aiming for a sustained improvement in earnings. The implementation of all planned measures as part of our strategic direction will provide us with support as we continue on our current success path.

Leipzig, in August 2018



Dr. Wolfgang Knirsch
Chairman of the Management Board

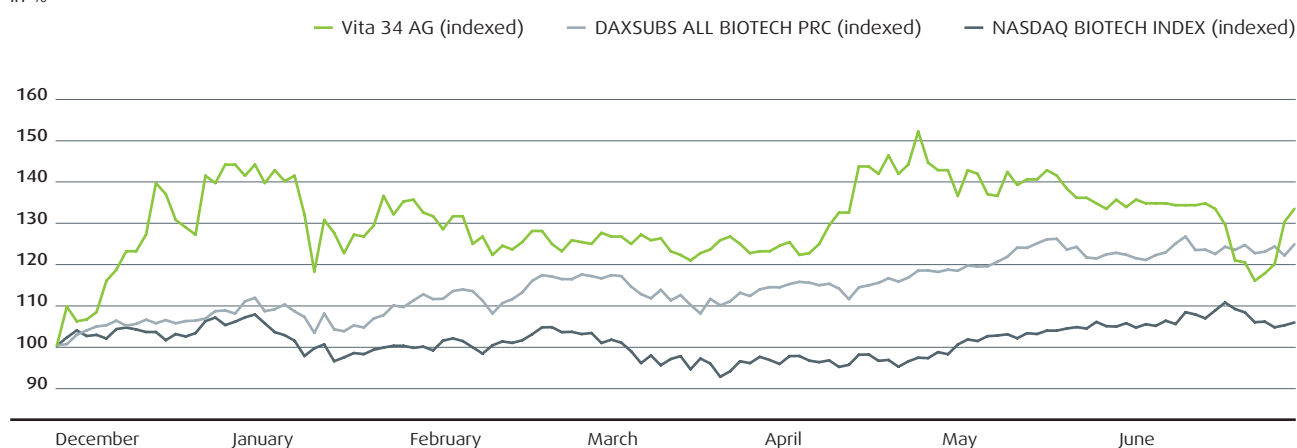


Falk Neukirch
Finance Director

Vita 34 AG Shares

Share Price Development (January – June 2018)

Indexed: 100 = Xetra closing price on December 29, 2017
in %



Share Price Development

The Vita 34 AG shares, which are listed on the regulated market (segment: Prime Standard) of the Frankfurt Stock Exchange, started the year at a low level and fell immediately on the first trading date to their half-year low of EUR 11.20. The shares rapidly gained in value during the course of January. Following exchange rate losses after major market turbulence in February, the share price moved sideways in the range of EUR 13.50 to EUR 15.50 up until a further sharp rise in April, reaching a half-year high of EUR 18.20 on May 7. In June, the share price fell back following profit taking, closing 32.9% up at EUR 14.95 on June 29. These gains mean that the Vita 34 share has outperformed the relevant indices for the sector in the first half-year 2018, the DAXsubsector Biotechnology (+24.5%) and the NASDAQ Biotechnology (+5.6%). The Company's market capitalization totaled approximately EUR 62 million at the balance sheet date (June 30, 2017: approximately EUR 21 million).

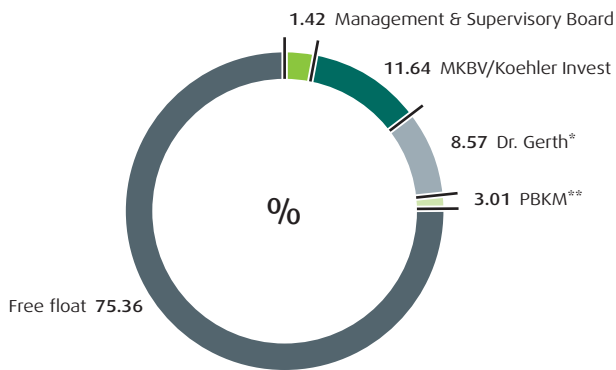
Information and Key Figures on the Shares at June 30, 2018

Ticker symbol/ Reuters symbol	V3V/ V3VGn.DE
Securities number/ ISIN	A0BL84/ DE000A0BL849
Initial quotation	27.03.2007
Market segment	Prime Standard
Indices	CDAX, Prime All Share, Technology All Share, DAXsubsector Biotechnology, DAXsubsector Pharma & Healthcare
Opening price (January 2, 2018)	EUR 11.40
Closing price (June 29, 2018)*	EUR 14.95
High/low	EUR 18,20/EUR 11,20
Number of shares	4,145,959
Free float (June 30, 2018)	75.36 %
Market capitalization (June 29, 2018)	EUR 62.0 million
Designated sponsor	Lang & Schwarz Broker GmbH

* Closing price, Xetra, the electronic trading system of Deutsche Börse AG

Shareholder Structure

As of June 30, 2018



* Attribution of voting rights of PBKM designated as "acting in concert"; see voting rights notification dated June 20, 2018

** Attribution of voting rights of Dr. Gerth designated as "acting in concert"; see voting rights notification dated June 20, 2018

Share analyses on Vita 34 were prepared by Montega AG during the first half of the fiscal year 2018. In its last update on June 27, 2018, the analysts from Montega both confirmed their "buy" recommendation for the share and raised the target price for the share to EUR 16.00. It was pleasing to note that a further analyst started reporting on the Company. In July, after the reporting period, the analyst firm Warburg commenced coverage with a "buy" recommendation and a target price of EUR 18.00.

Additional information on Vita 34 shares is available for download on the Internet at www.vita34group.de on the "Share" page.

Annual General Meeting

The Company's Annual General Meeting was held in Leipzig on May 15, 2018. Additional information on the Annual General Meeting can be reviewed at www.vita34group.de.

Shareholder Structure and Investor Relations

Vita 34 AG has a wide shareholder base, with a free float of 75.36% at the end of June 2018. At the end of the first half-year the new strategic investor, MKBV, held 11.64% of the shares. The shareholdings of Dr. André Gerth fell to 8.57%. The shareholdings held by Polski Bank Komórek Macierzystych (PBKM) were 3.01%, exceeding the notification threshold for the first time. In a voting rights notification dated June 20, 2018 Dr. André Gerth and PBKM gave notice that their respective voting rights shall be considered attributable to one another as they are designated as "acting in concert". The Management and Supervisory Board of Vita 34 held 1.42% of the shares at the end of the half-year.

Vita 34 continued with its intensive investor relations activities in the first half-year. Management presented the Company's equity story in numerous investor meetings, and in addition entered into an active dialogue with shareholders and other stakeholders.

Group Interim Management Report

8 Fundamentals of the Group

- 8 Business Model
- 9 Objectives and Strategy
- 9 Management System and Performance Indicators
- 10 Group Structure

11 Report on Economic Position

- 11 Macroeconomic and Sector-specific Environment
- 11 Course of Business
- 12 Revenue and Earnings
- 13 Financial Position
- 13 Net Assets
- 13 Report on Post-Balance Sheet Events

13 Opportunity and Risk Report

13 Outlook and Forecast

- 14 Financial Forecast
- 14 Forward-looking Statements



Group Interim Management Report

Fundamentals of the Group

BUSINESS MODEL

Core business. The core business of Vita 34 AG is the collection, preparation, and storage of stem cells from umbilical cord blood and tissue. The Group, which was founded in 1997, has approx. 215,000 stem cell deposits, which makes it by far the largest stem cell bank in the German-speaking countries and the second-largest private umbilical cord blood bank in Europe today. The environment in which Vita 34 operates is highly regulated, and this applies to the use of both umbilical cord blood and umbilical cord tissue, which is covered by the German Organ Transplantation Act (OTG). The Group currently has some 132 employees in more than 20 countries around the world, with a particular focus on Europe.

Medical potential. Stem cells have been used to treat serious illnesses for the last 60 years. The transplantation of stem cells obtained from umbilical cord blood is an established therapy for hematopoietic and immune system therapies, and in particular for leukemias and lymphomas. These techniques have already been used or tested for more than 80 conditions, including auto-immune diseases, metabolic disorders, and brain damage.

The use of the body's own stem cells may well be the future of regenerative medicine used to treat sports injuries, the consequences of heart attacks and strokes, or the effects of wear and tear on bones and cartilage tissue. The first transplantation of stem cells obtained from umbilical cord blood was performed in 1988. In the USA alone, 42 transplantations were made as far back as in 2001, and in 2016 the number exceeded 850.¹

Cooperation with maternity clinics and gynecologists. Vita 34 works with more than 700 maternity clinics in Germany to collect the body's youngest and most vigorous stem cells at the moment of birth. In order to ensure the greatest possible process assurance, Vita 34 provides regular training events for clinical staff in the collection of umbilical cord blood and tissue.

Storage and recovery process. After collection, stem cells are transported to the Vita 34 stem cell laboratory in Leipzig via courier using specially designed transport packaging. Once there, they are cryo-preserved and stored in accordance with Good Manufacturing Practice Guidelines (GMP), and based on the corresponding manufacturing permit. This ensures that the stem cells obtained from umbilical cord blood and tissue remain available for therapeutic purposes for many decades to come. The storage of stem cells obtained from the umbilical cord provides people with a chance to participate in future developments and improvements in stem cell medicine. The storage is an insurance policy for the parents, an investment for the future – and they secure a unique opportunity for their child at the moment they are born.

Quality assurance. The name Vita 34 stands for maintaining the highest standards of quality. Vita 34 can only set and maintain these standards through use of rigorous quality assurance processes. This is also reflected in the many permits and licenses that ensure the Company's innovation leadership among umbilical cord blood banks in Europe. For example, Vita 34 is the only private stem cell bank in Germany that, in addition to having a permit for the storage of umbilical cord blood for autologous use, also has a permit to provide allogeneic umbilical cord blood products for use by siblings and donation recipients. In addition, Vita 34 has the necessary approvals and permits to offer customers a storage and recovery facility for both whole blood and separated blood for medical therapy purposes. Vita 34 currently remains the only German stem cell bank that is permitted to collect and store both cells and tissue from the umbilical cord of newborns under all current legislation. In addition, Vita 34 was issued with a permit to extend the maximum permitted time-span between extraction and storage of umbilical cord blood from 48 to 72 hours, confirming the high quality of the logistic methods employed by Vita 34. Application has been made for a permit to collect and process adipose tissue deposits for possible later isolation of adult stem cells.

Investment in research and development. Vita 34 supports applied stem cell research by developing new products and services based on stem cell cryo-preservation and potential use of cells from other sources. For this purpose, the Group works with selected renowned research institutions and universities and creates quality standards for the storage of various stem cell material intended for medical use at a later date. In this way Vita 34 is opening up a potential opportunity to profit from the growing need for personalized cryo-preserved cell material for use in regenerative medicine or cell therapies.

OBJECTIVES AND STRATEGY

Vita 34's objective is to continue on the successful growth course achieved in recent years and accelerate growth in future. In doing so, Vita 34 is concentrating on revenue and earnings growth. The Management Board has identified the following building blocks to achieve this strategic growth:

- Expansion of the core business and broadening of the product portfolio
- Inorganic growth by acquisition
- New research and development fields

MANAGEMENT SYSTEM AND PERFORMANCE INDICATORS

The Vita 34 AG Management Board uses a number of performance indicators for internal Group management purposes. These are primarily figures for revenue, and for earnings before interest, taxes, depreciation, and amortization (EBITDA) and the ratios derived from them such as gross margin and EBITDA margin. For regular stock market management and reporting purposes Vita 34 uses revenues and earnings before interest, taxes, depreciation and amortization (EBITDA). The development of the performance indicators as compared with defined targets is reported on a quarterly, half-yearly, and annual basis.

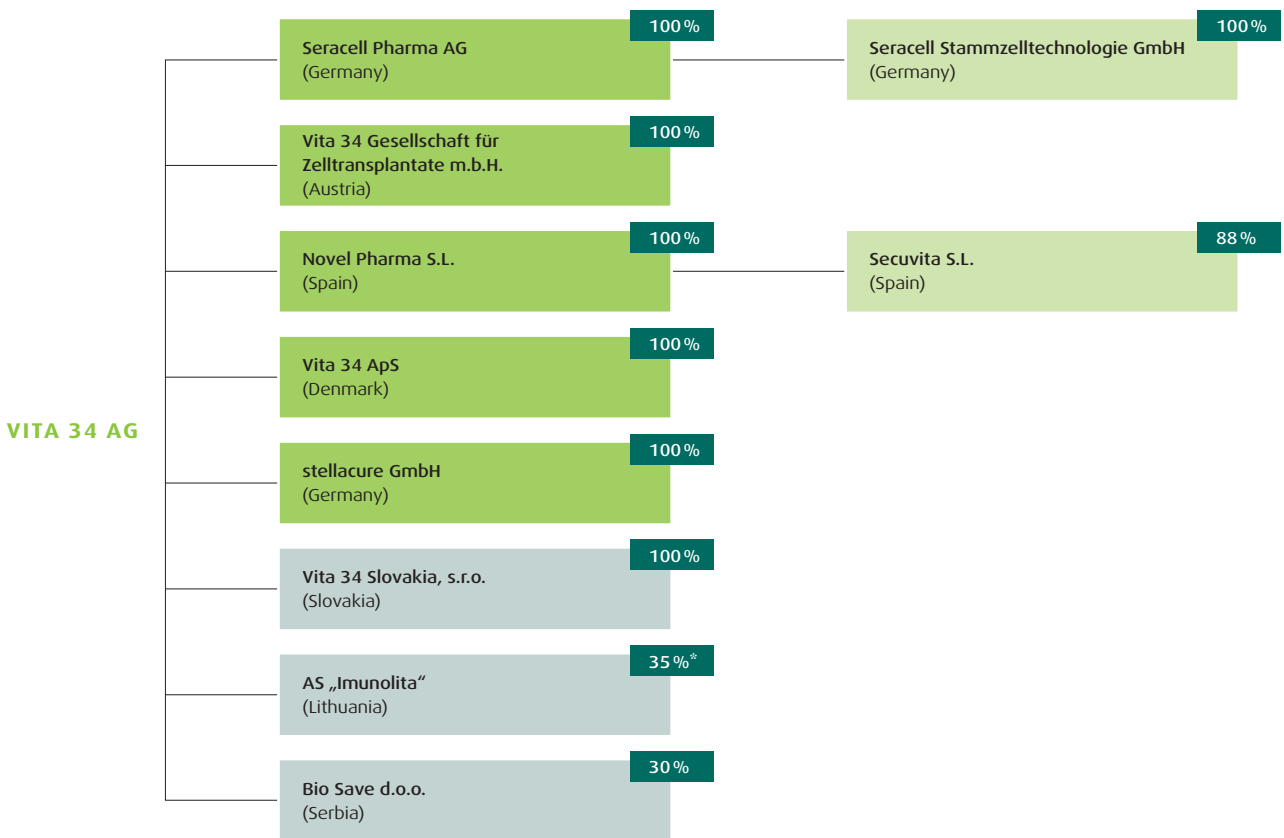
Further information is provided in the "Management System and Performance Indicators" section of the Vita 34 AG Annual Report published on March 28, 2018. This can be accessed on the Vita 34 website (www.vita34group.de).

GROUP STRUCTURE

There have been no changes in the Group structure during the first half-year. The following companies have been included in the Vita 34 AG interim report on a fully consolidated basis: Seracell Pharma AG (Germany), Seracell Stammzelltechnologie GmbH (Germany), Vita 34 Gesellschaft für Zelltransplantate m.b.H. (Austria), Novel Pharma S.L. (Spain), Secuvita S.L. (Spain), Vita 34 ApS (Denmark), and stellacure GmbH (Germany).

Vita 34 Slovakia, s.r.o. (Slovakia) and AS "Imunolita" (Lithuania) were not included in the consolidation on materiality grounds. The Company's investment in Bio Save d.o.o. (Serbia) is accounted for within "Other financial assets."

Corporate Structure and Shareholdings



* Including voting majorities; fully consolidated entities are marked in green

Report on Economic Position

MACROECONOMIC AND SECTOR-SPECIFIC ENVIRONMENT

Vita 34 has worldwide operations, with a particular focus on Europe, through its subsidiaries as well as its sales and cooperative venture partnerships. Accordingly, the business activities of Vita 34 are influenced by the economic climate and the purchasing power of the population in its most important target markets.

The policies of the Trump government, in particular the trade war between the USA and the EU, together with the continuing Brexit negotiations have continued to be a cause of increasing uncertainty in financial markets with a dampening effect on economic growth in Europe in the first half-year 2018. Despite this, the European Commission forecasts continued stable growth for both the EU and the Eurozone of 2.1% for 2018 and 2.0% for the year 2019.²

In Germany the economic mood has cooled slightly in the first half-year, in particular with respect to public expenditure and exports. Currently, the European Commission estimates real economic growth in Germany for 2018 at 1.9%³, after giving estimates of 2.3% as recently as this spring⁴. Despite the dampened economic outlook, private consumption in Germany remains stable, primarily driven by the strength of the employment market and increasing wage levels. Accordingly, the Society for Consumer Research (Gesellschaft für Konsumforschung – GfK) reports an unchanged, stable consumer climate.⁵

Vita 34, with its umbilical cord blood and tissue storage business, finds itself in a particularly dynamic and innovative environment. In total, approximately 35,000 umbilical cord blood transplantations have been carried out worldwide to date⁶. Worldwide, there are an estimated 745,000 umbilical cord blood deposits stored in public stem cell banks ready for use in future therapies, and another four million are stored in private stem cell banks. Using these, it should be possible to perform research into conditions such as type I diabetes mellitus, strokes, Alzheimer's disease, cerebral palsy, and various hematological illnesses in the future⁷. Researchers also currently see potential possibilities to isolate various stem cell types from umbilical cord blood⁸, to multiply them⁹, and, if necessary, to make improvements to them for therapies with more lasting therapeutic success¹⁰.

Current research being performed with stem cells and the numerous therapy options already available indicate that there will be a growing demand for cryo-preservation and the safe storage of umbilical cord blood and tissue. This is also reflected in the sustained increase in the number of stem cell deposits. Accordingly, the conditions necessary for the development of Vita 34's core business are, therefore, wholly positive.

COURSE OF BUSINESS

In the first six months of the current fiscal year Vita 34 was focused on building on its market leadership in the DACH region.

FACT Standard Accreditation. Vita 34 received accreditation under the internationally recognized NetCord-FACT Standard (FACT accreditation) in March 2018. This certificate, issued by the International NetCordFoundation (NetCord) and the Foundation for the Accreditation of Cellular Therapy (FACT), confirms that Vita 34's stem cell bank operation meets the highest quality standards. The criteria used to award the FACT accreditation are created by doctors from a large number of countries and are stricter than the tough requirements already set by the German authorities. With the internationally recognized FACT standard accreditation Vita 34 has further strengthened its strategic positioning for building on its international business and entering new markets.

Launch of entry-level pricing model "VitaPur". Vita 34 launched its new pricing model "VitaPur" in May 2018. The new product is specifically designed to interest price-sensitive customers and is intended to help to systematically increase market penetration in the core markets of the DACH region. Compared to the classic pricing models "VitaPlus" and "VitaPlusNabelschnur," "VitaPur" is characterized by a significantly reduced upfront payment for the storage of umbilical cord blood. In return, the regularly recurring annual fees of this pricing model are higher. In order to increase the number of publicly available deposits, tissue typing and entry in a public stem cell registry is obligatory, as with "VitaPlusSpende," if suitably qualified.

First cost reduction measures implemented. Following extensive review of all submitted documentation and evidence, the Paul-Ehrlich-Institut, the Federal Institute for Vaccines and Biomedical Drugs, has granted Vita 34 approval to extend the existing permitted timespan for the logistic process. This increases the maximum permitted transport time for freshly drawn umbilical cord blood from currently 48 to 72 hours, due to the fact that the logistics methodology used by the Company is proven to maintain the blood deposits in perfect condition for at least 72 hours. As a result, the transport and manufacturing process can be structured and reorganized in a manner that is more cost effective overall.

In addition, Vita 34 announced that it will cease active marketing efforts in Denmark, Sweden, and Norway from July 2018. Since launching on the Scandinavian market in 2015 with its subsidiary Vita 34 ApS, Vita 34 has not been able to establish a positive, and sustainable, level of new business there. Following careful assessment, there was no prospect of achieving sustainable profitability with the existing business model. This is primarily due to the specific market conditions in Scandinavia. The Danish subsidiary, Vita 34 ApS, will continue to exist and

will be responsible for storing existing deposits. As a result, the Scandinavian subsidiary will generate a positive contribution to the Group's EBITDA from 2019.

Restructuring of R&D activities. As a result of the restructuring of all research and development activities towards the objective of achieving sustainable earnings improvements, Vita 34 will in future concentrate and focus the efforts of its Research and Development department on two areas. In the Company's core market, umbilical cord blood, the focus will be on isolating and characterizing immune cells. The market for individualized cell therapies is a market for the future that offers attractive business opportunities to extend and complement our business model in the future. In order to expand its portfolio, Vita 34 will continue to develop the "Adipovita" product, which makes it possible to collect stem cells from adipose tissue in adults, in order to position the Company in the lipofilling sector in the medium-term, enabling it to enter the attractive market for aesthetic medicine. The development projects in plant stem cells will cease given the lack of commercial opportunities.

REVENUE AND EARNINGS

First Half-year 2018

Sales revenue increased by 24.8% to EUR 10,177 thousand in the first six months of 2018 (H1 2017: EUR 8,153 thousand). This positive trend is primarily due to regaining market share in the German market. Gross profit also increased to EUR 5,774 thousand as a result (H1 2017: EUR 4,612 thousand). The gross margin was 56.7%, comparable with the first half-year 2017, despite recording planned depreciation on intangible assets identified in the Seracell acquisition and sales resulting from a technology transfer in the first half-year 2017 (H1 2017: 56.6%).

The positive effect from the increase in end-customer business in the DACH region also had an impact on earnings before interest, taxes, depreciation, and amortization (EBITDA). As a result, EBITDA increased significantly compared to the previous year's amount to EUR 1,996 thousand (H1 2017: EUR -331 thousand). The EBITDA margin at 19.6% was close to the 20% target level previously communicated (H1 2017: -4.1%).

While the marketing and selling costs in the first half-year increased to EUR 2,668 thousand (H1 2017: EUR 2,430 thousand) as a result of targeted marketing activities in the DACH region, among other things, for the introduction of the new

"VitaPur" product, administrative expenses were below the previous year's level at EUR 2,448 thousand (H1 2017: EUR 2,554 thousand) as a result of one-off effects in connection with the Seracell acquisition and the change in management. Other operating expenses fell to EUR 89 thousand (H1 2017: EUR 920 thousand). This includes, among other things, legal consultancy costs and provisions for personnel measures required in connection with ending active marketing activities in Denmark, Sweden, and Norway from July 2018. In the previous year, this item primarily included one-off transaction and integration costs of the Seracell transaction.

After the one-off charges against results in the same period in the previous year, the operating result (EBIT) in the first half-year 2018 totaled EUR 916 thousand (H1 2017: EUR -858 thousand). The net result for the period increased to EUR 544 thousand in the period (H1 2017: EUR -1,043 thousand). The earnings before taxes amounted to EUR 809 thousand (H1 2017: EUR -928 thousand). Earnings per share, taking account of non-controlling interests, were EUR 0.13 (H1 2017: EUR -0.35), while the number of shares in issue was higher than the number of shares at the end of the comparable period in the previous year as a result of the share capital increase by exercise of shareholders' rights.

Second Quarter 2018

In the second quarter of 2018 Vita 34 was able to increase revenues by 25.2% from EUR 4,072 thousand in same period in the previous year to EUR 5,100 thousand. This increase primarily reflects the success of Vita 34 in increasing its market share in the DACH region. Earnings before interest, taxes, depreciation, and amortization (EBITDA) totaled EUR 929 thousand, having been negative in the same quarter of the previous year as a result of one-off effects from the Seracell acquisition and the changes in management (Q2 2017: EUR -1,039 thousand). Despite the one-off charges of approximately EUR 0.2 million, which are primarily in connection with the cost reduction program in Scandinavia initiated in June 2018, the EBITDA margin was 18.2%, significantly higher than in the same period of the previous year (Q2 2017: -25.5%). The net result for the period increased to EUR 236 thousand (Q2 2017: EUR -1,324 thousand). Other operating expenses were EUR 83 thousand, a decrease compared to the previous year (Q2 2017: EUR 910 thousand). Marketing and selling costs increased to EUR 1,390 thousand (Q2 2017: EUR 1,269 thousand), and administrative expenses were EUR 1,243 thousand (Q2 2017: EUR 1,482 thousand).

FINANCIAL POSITION

The cash flow from operating activities for the first half-year 2018 totaled EUR 1,633 thousand (H1 2017: EUR -127 thousand) after adjusting the positive result for the period of EUR 809 thousand (H1 2017: EUR -928 thousand) for non-cash items.

The cash flow from investing activities was EUR -83 thousand in the reporting period, consisting of investments in operating activities of EUR -468 thousand, acquisition-related cash flows of EUR -175 thousand, and disinvestments of financial assets of EUR 560 thousand. The total cash flow from investing activities was significantly lower than in the same period in the previous year (EUR -6,544 thousand) as the previous year's figure primarily consisted of acquisition purchase price payments.

The cash flow from financing activities amounted to EUR -1,737 thousand in the first half-year 2018 as a result of planned loan repayments; this represented a significant change compared to the same period in the previous year (EUR 9,329 thousand), which primarily included loan receipts drawn down to finance a business acquisition. The dividend for the fiscal year 2017 was EUR 0.16 per share.

The dividend payment totaling EUR 653 thousand and the scheduled repayment of borrowings of EUR 1,084 thousand in the first half-year of 2018 reduced the balance of cash and cash equivalents. Vita 34 had cash and cash equivalents of EUR 3,993 thousand at the reporting date (June 30, 2017: EUR 5,471 thousand). This solid liquidity position provides Vita 34 with a good foundation for further organic and inorganic growth.

NET ASSETS

The balance sheet total at June 30, 2018 was EUR 60,414 thousand (rounded), slightly below the total at December 31, 2017 (EUR 61,798 thousand). On the asset side of the balance sheet the non-current assets including goodwill were 50,906 thousand at June 30, 2018, following EUR 52,155 thousand at the end of 2017. This decline is primarily due to the scheduled amortization of intangible assets and to the reduction of non-current financial investments converted to cash and cash equivalents. Goodwill was unchanged at EUR 18,323 thousand at June 30, 2018.

Current assets totaled EUR 9,507 thousand at the reporting date (December 31, 2017: EUR 9,643 thousand). The change is primarily a result of the slight reduction in cash and cash equivalents at the reporting date.

On the equity and liabilities side of the balance sheet, equity totaled EUR 29,413 thousand at the June 30, 2018 reporting date (December 31, 2017: EUR 29,528 thousand). The equity ratio increased to 48.7% as a consequence of the half-year results and the scheduled repayments of borrowings (2017: 47.8%).

Non-current liabilities fell to EUR 22,884 thousand at June 30, 2018 (December 31, 2017: EUR 24,071 thousand). This fall is primarily due to lower levels of interest-bearing loans of EUR 6,781 thousand (December 31, 2017: EUR 8,032 thousand), some of which have been reclassified from non-current to current liabilities. Current liabilities totaled EUR 8,117 thousand at the reporting date (December 31, 2017: EUR 8,198 thousand).

REPORT ON POST-BALANCE SHEET EVENTS

No events for which additional reporting is required have occurred since the reporting date of June 30, 2018.

Opportunity and Risk Report

A detailed opportunity and risk report is provided in the Annual Report 2017 (p. 47 et seq.) issued on March 28, 2018. There have been no significant changes in the period to the opportunities and risks presented in the Annual Report 2017 (p. 47 et seq.). The Annual Report 2017 can be accessed on the Vita 34 website (www.vita34group.de).

Outlook and Forecast

Forecasts of future economic trends are fundamentally characterized by a high level of uncertainty, but especially so in the current political and economic environment. The following forward-looking statements concerning the business development of Vita 34 assume that there will not be a recession in Europe. Instead, Vita 34 expects an ongoing moderate economic recovery in the current fiscal year for its competitive markets.

In the second half-year 2018 Vita 34 will continue to follow its current strategic "Vision 2021" business objectives. Targeted marketing activities and the new "VitaPur" contract model should support efforts to acquire price-sensitive customers and to progress the Company's market penetration of its core markets. Vita 34 is aiming for 8,000 new stem cell deposits in Germany annually. The organic growth will be driven forward at the international level by establishing new sales partnerships. The recent FACT accreditation will be decisive, as this provides Vita 34 with an internationally recognized quality certification. In addition, the international expansion comprises the use of opportunistic acquisitions as part of the Company's strategic direction.

The Company's own product portfolios should also provide further opportunities for organic growth in the core business. Application has been made to the state authorities for a manufacturing permit to store stem cells from adipose tissue. This will enable the storage of adipose tissue for use in future

regenerative therapies. It is expected that the permit will be issued this year. In the medium-term, research will be undertaken into the development of adipose tissue cell preparations. This new source of the body's own cells may be of use for healing scar tissue and for treatment of skin wrinkles (known as lipofilling) and could establish itself as a natural and safe alternative to the use of Botox or hyaluronic acid. Vita 34 has the know-how and logistical infrastructure to market such a product to clinics and patients and to create opportunities for itself in the attractive market for aesthetic medicine.

In the continued consolidation of the market Vita 34 will play an active role by making horizontal and vertical acquisitions, enabling it to grow both geographically and along the value-added chain. With the restructuring of Vita 34's research and development activities the focus will be on regenerative stem cell medicine and on immunotherapeutic cell therapies, the number of which may increase exponentially in coming years given the scientific and medical progress. There is increasing demand for cell isolation, cell multiplication, and cell modification services, particularly where individualized cell therapies are established. This is a market for the future that offers attractive business opportunities to expand and compliment the Company's business model in the future. Vita 34 is examining further strategic options for new offerings in this area; these may arise through partnerships or acquisitions.

It is expected that the cooperation arrangement with the Berlin Charité hospital will produce results that will enable further research into treatments for infantile brain damage such as HIE or autism, which can be investigated using umbilical cord blood. In addition to participating in academic cooperation arrangements, Vita 34 will take an increasing role in scientific and industry conferences in order to better identify and serve the biopharma industry and its current and future needs.

FINANCIAL FORECAST

The forecast published for the current fiscal year in March 2018 remains unchanged, with forecast sales revenue in a range of EUR 21.0 million to EUR 23.0 million and EBITDA in a range of EUR 4.0 million to EUR 4.6 million, representing an EBITDA margin in a range of 19% to 20%. The Management Board expects that the positive growth trend in our core market will continue in the second half-year and, in addition, anticipates that there will be positive effects from new sales channels in the DACH region.

FORWARD-LOOKING STATEMENTS

This report contains forward-looking statements. These statements are based on current information, as available to Vita 34 at the date of the preparation of this report. Such forward-looking statements are subject, however, to risks and uncertainties. If the assumptions on which these are based should not transpire or additional opportunities/risks arise, the actual events could deviate from the forecasts made. Accordingly, Vita 34 can assume no responsibility for this information.

Leipzig, in August 2018



Dr. Wolfgang Knirsch
Chairman of the
Management Board



Falk Neukirch
Finance Director

Group Interim Management Report – Footnotes

- ¹ Bioinformant: Complete 2017–18 Global Cord Blood Banking Industry Report
- ² European Commission: Summer 2018 Interim Economic Forecast, Resilient Growth Amid Increased Uncertainty. Press release, July 12, 2018 http://europa.eu/rapid/press-release_IP-18-4402_en.htm (status: July 16, 2018)
- ³ European Commission (2018), Summer 2018 Economic Forecast – Germany. https://ec.europa.eu/info/sites/info/files/economy-finance/ecfin_forecast_summer_12_07_18_de_en.pdf (status: July 16, 2018)
- ⁴ European Commission (2018), Summer 2018 Economic Forecast – Germany. https://ec.europa.eu/info/sites/info/files/economy-finance/ecfin_forecast_summer_12_07_18_de_en.pdf (status: July 16, 2018)
- ⁵ GfK (2018): Consumer climate stable (in German), press release, June 28, 2018. <https://www.gfk.com/de/insights/press-release/konsumklima-stabilisiert-sich-1/> (status: July 16, 2018)
- ⁶ World Marrow Donor Association. Cord blood: the basics, <https://www.wmda.info/cord-blood/basics-cord-blood/> (status: July 17, 2018)
- ⁷ World Marrow Donor Association: WMDA Activities Report 2016, *Stem Cells Transl Med.* 2017 Dec; 6(12): 2071-2078. doi: 10.1002/sctm.17-0102. Epub. 2017 Oct 28.: Effect of Autologous Cord Blood Infusion on Motor Function and Brain Connectivity in Young Children with Cerebral Palsy: A Randomized, Placebo-Controlled Trial.; *Bone Marrow Transplant.* 2015 Oct; 50(10): 1271-8. doi: 10.1038/bmt.2015.124. Epub. 2015 Jun 1: Umbilical cord blood donation: public or private?
- ⁸ Broxmeyer et al.: Hematopoietic stem/progenitor cells, generation of induced pluripotent stem cells, and isolation of endothelial progenitors from 21- to 23.5-year cryopreserved cord blood. *Blood*, 2011
- ⁹ Lee et al.: Isolation of multipotent mesenchymal stem cells from umbilical cord blood. *Blood*, 2004
- ¹⁰ Pineault and Abu-Khader: REVIEW Advances in umbilical cord blood stem cell expansion and clinical translation. *Exp Hematol*, 2015



Condensed Consolidated Interim Financial Statements and Notes

18 Condensed Consolidated Interim Financial Statements

- 18 Condensed Consolidated Statement of Income
- 19 Condensed Consolidated Statement of Comprehensive Income
- 20 Condensed Consolidated Statement of Financial Position (Assets)
- 21 Condensed Consolidated Statement of Financial Position (Equity and Liabilities)
- 22 Condensed Consolidated Statement of Group Equity
- 24 Condensed Consolidated Statement of Cash Flows

25 Notes to the Condensed Interim Consolidated Financial Statements



Condensed Consolidated Statement of Income

In EUR thousands	Q2 2018	Q2 2017 (restated)*	H1 2018	H1 2017 (restated)*
Sales revenue	5,100	4,072	10,177	8,153
Cost of sales	-2,256	-1,908	-4,403	-3,541
Gross profit on sales	2,844	2,164	5,774	4,612
Other operating income	246	192	346	433
Marketing and selling costs	-1,390	-1,269	-2,668	-2,430
Administrative expenses	-1,243	-1,482	-2,448	-2,554
Other operating expenses	-83	-910	-89	-920
Net operating profit/loss (EBIT)	374	-1,304	916	-858
Finance income	24	13	34	30
Finance expenses	-77	-17	-141	-41
Share of result of associates	0	-57	0	-59
Earnings before taxes	321	-1,365	809	-928
Income tax expense/income	-85	42	-265	-115
Net result for the period	236	-1,324	544	-1,043
Attributable to:				
Owners of the parent	237	-1,323	546	-1,037
Non-controlling interests	-1	-1	-2	-6
Earnings per share, basic/diluted (EUR)				
Basic and diluted, for profit or loss for the period attributable to the ordinary equity holders of the parent	0.06	-0.44	0.13	-0.35

* The comparative figures presented have been restated to reflect the initial application of IFRS 15. Information on the restatement of figures presented for the previous year is provided in note 2.2 of the notes to the interim financial statements.

Condensed Consolidated Statement of Comprehensive Income

In EUR thousands	Q2 2018	Q2 2017 (restated)*	H1 2018	H1 2017 (restated)*
Net result for the period	236	-1,324	544	-1,043
Other comprehensive income to be reclassified to the consolidated statement of income in subsequent periods	2	-10	-6	-2
Total comprehensive income after tax	238	-1,334	538	-1,045
Attributable to:				
Owners of the parent	239	-1,333	541	-1,039
Non-controlling interests	-1	-1	-2	-6

* The comparative figures presented have been restated to reflect the initial application of IFRS 15. Information on the restatement of figures presented for the previous year is provided in note 2.2 of the notes to the interim financial statements.

Condensed Consolidated Statement of Financial Position

Assets

In EUR thousands	June 30, 2018	Dec. 31, 2017 (restated)*
Non-current assets		
Goodwill	18,323	18,323
Intangible assets	20,760	21,536
Property, plant, and equipment	6,807	6,635
Investments in associates	0	129
Other assets	3,889	3,665
Trade receivables	914	1,103
Restricted cash	214	763
	50,906	52,155
Current assets		
Inventories	401	438
Trade receivables	3,627	3,705
Current tax assets	846	782
Other receivables and assets	640	538
Cash and cash equivalents	3,993	4,180
	9,507	9,643
	60,414	61,798

* The comparative figures presented have been restated to reflect the initial application of IFRS 15. Information on the restatement of figures presented for the previous year is provided in note 2.2 of the notes to the interim financial statements.

Equity and Liabilities

In EUR thousands	June 30, 2018	Dec. 31, 2017 (restated)*
Equity		
Registered capital	4,146	4,146
Capital reserves	23,913	23,913
Retained earnings	1,703	1,810
Other reserves	-126	-120
Treasury shares	-337	-337
Non-controlling interests	115	117
	29,413	29,528
Non-current liabilities		
Interest-bearing loans	6,781	8,032
Deferred grants	857	890
Contract liabilities	11,359	11,269
Deferred income tax	3,886	3,880
	22,884	24,071
Current liabilities		
Trade payables	1,146	949
Provisions	42	3
Income tax payable	122	11
Interest-bearing loans	2,257	1,145
Silent partners' interests	0	940
Deferred grants	66	66
Contract liabilities	2,698	2,552
Other liabilities	1,786	2,532
	8,117	8,198
	60,414	61,798

* The comparative figures presented have been restated to reflect the initial application of IFRS 15. Information on the restatement of figures presented for the previous year is provided in note 2.2 of the notes to the interim financial statements.

Condensed Consolidated Statement of Group Equity

In EUR thousands	Equity attributable to the				
	Registered capital	Capital reserves	Retained earnings	Reserves for available-for-sale financial assets	Revaluation reserves
As of Jan. 1, 2017	3,027	18,213	2,865	-10	-122
Effect of initial application of IFRS 15	0	0	-113	0	0
As of Jan. 1, 2017 (restated)*	3,027	18,213	2,751	-10	-122
Net result for the period (restated)*	0	0	-1,037	0	0
Other comprehensive income	0	0	0	-1	0
Total comprehensive income (restated)*	0	0	-1,037	-1	0
Capital increase from issue of new shares	302	1,701	0	0	0
Dividend payment	0	0	-474	0	0
Increase in shareholding in subsidiary	0	0	-95	0	0
As of June 30, 2017 (restated)*	3,329	19,914	1,144	-11	-122
As of Jan. 1, 2018 (restated)*	4,146	23,913	1,810	-8	-122
Net result for the period	0	0	546	0	0
Other comprehensive income	0	0	0	-3	0
Total comprehensive income	0	0	546	-3	0
Dividend payment	0	0	-653	0	0
As of June 30, 2018	4,146	23,913	1,703	-11	-122

* The comparative figures presented have been restated to reflect the initial application of IFRS 15. Information on the restatement of figures presented for the previous year is provided in note 2.2 of the notes to the interim financial statements.

Condensed Consolidated Interim Financial Statements and Notes
 Condensed Consolidated Statement of Group Equity

owners of the parent					
	Currency translation differences	Total equity	Treasury shares, at cost	Non-controlling interests	Total equity
	13	23,986	-337	0	23,649
	0	-113	0	0	-113
	13	23,872	-337	0	23,535
	0	-1,037	0	-6	-1,043
	-1	-2	0	0	-2
	-1	-1,039	0	-6	-1,045
	0	2,003	0	0	2,003
	0	-474	0	0	-474
	0	-95	0	95	0
	12	24,266	-337	89	24,018
	10	29,749	-337	117	29,528
	0	546	0	-2	544
	-2	-6	0	0	-6
	-2	541	0	-2	538
	0	-653	0	0	-654
	7	29,636	-337	115	29,413

Condensed Consolidated Statement of Cash Flows

In EUR thousands	H1 2018	H1 2017 (restated)*
Cash flow from operating activities		
Earnings before taxes	809	-928
Adjusted for:		
Amortization and depreciation	1,081	527
Other non-cash expenses/income	-38	17
Finance income	-34	-30
Finance expenses	141	32
Changes in working capital:	11	520
Interest paid	-127	-32
Income taxes paid	-209	-232
Cash flow from operating activities	1,633	-127
Cash flow from investing activities		
Purchase of intangible assets	-14	-1
Purchase of property, plant, and equipment	-452	-401
Purchase of companies, net of assumed cash	-175	-6,175
Purchase of long-term financial investments	-17	0
Cash receipts from the disposal of property, plant, and equipment	0	3
Cash receipts from the sale of financial investments	560	0
Interest received	15	30
Cash flow from investing activities	-83	-6,544
Cash flow from financing activities		
Cash receipts from share issues	0	2,003
Dividend payment	-653	0
Cash receipts from loan drawdowns	0	7,425
Cash outflows from loan repayments	-1,084	-100
Cash flow from financing activities	-1,737	9,329
Net change in cash and cash equivalents	-187	2,658
Cash and cash equivalents at the beginning of the reporting period	4,180	2,813
Cash and cash equivalents at the end of the reporting period (liquid funds)	3,993	5,471

* The comparative figures presented have been restated to reflect the initial application of IFRS 15. Information on the restatement of figures presented for the previous year is provided in note 2.2 of the notes to the interim financial statements.

Notes to the Condensed Interim Consolidated Financial Statements

1 Information on the Company

The unaudited condensed consolidated financial statements for Vita 34 AG include Vita 34 AG and its subsidiaries (“Vita 34” or “the Group”).

The parent company Vita 34 AG (the “Company”), headquartered in Leipzig (Germany), Deutscher Platz 5a, recorded in the commercial register of the District Court Leipzig under number HRB 20339, is a company whose corporate purpose is the collection, preparation, and storage of stem cells from umbilical cord blood and tissue, the development of cell therapy procedures, as well as conducting projects in the field of biotechnology.

The condensed consolidated interim financial statements for the period from January 1 to June 30, 2018 were approved for publication by the Management Board on August 29, 2018.

2 Accounting and Valuation Principles

2.1 BASIS FOR THE PREPARATION OF THE FINANCIAL STATEMENTS

The condensed consolidated interim financial statements for the period from January 1 to June 30, 2018 have been prepared in accordance with IAS 34 “Interim Financial Reporting.”

The condensed consolidated interim financial statements do not include all of the explanations and disclosures prescribed for the annual consolidated financial statements and should be read in conjunction with the consolidated financial statements as of December 31, 2017.

With the exception of the implementation of the new accounting standards and amendments to existing standards that are obligatory from January 1, 2018, the accounting policies and valuation methods used in the preparation of the condensed consolidated interim financial statements are consistent with the policies and methods used in the preparation of the consolidated financial statements for the fiscal year ended December 31, 2017.

In order to increase transparency, current tax assets are presented separately in the balance sheet. These amounts have been presented within other receivables and assets in previous financial statements. These amounts primarily represent receivable balances resulting from overpayment of advance payments of income taxes, which were made due to the fact that the tax authorities have not yet recognized tax losses brought forward from previous years. Based on the tax law case that was decided in favor of Vita 34 in 2017, management continues to assert that these receivables are not impaired.

The Company’s investment in Bio Save d.o.o., Belgrade, Serbia is presented under other assets from January 1, 2018.

2.2 INITIAL APPLICATION OF NEW ACCOUNTING STANDARDS

The Group has made restatements as of January 1, 2018 which result from the changes to accounting standards resulting from the initial application of IFRS 9 and IFRS 15.

IFRS 15 "Revenue from Contracts with Customers"

The standard was issued in May 2014 and subsequently amended in April 2016. It is effective for the first time for fiscal years beginning on or after January 1, 2018. This standard regulates when and in which amount revenues are to be recognized. IFRS 15 replaces IAS 18 "Revenues," IAS 11 "Construction Contracts," and a series of revenue-related interpretations. IFRS 15 is to be applied retrospectively and applies to nearly all contracts with customers; the most significant exceptions are leasing arrangements, financial instruments, and insurance contracts.

Vita 34 has adopted IFRS 15 for the first time with effect from the fiscal year beginning January 1, 2018, applying the full retrospective approach on initial adoption. The figures for the previous year have been restated to reflect the adjustments arising as a result of the implementation of IFRS 15. In particular, the initial application of IFRS 15 has led to the following changes:

CONTRACT LIABILITIES

IFRS 15 includes disclosure requirements of contract assets and contract liabilities representing the balance of performance assets or obligations, at the contract level. These customer contract assets and contract liabilities reflect the difference between the value of the services performed by the company and the payments made by the customer. In accordance with these requirements, reclassifications have been made between the trade payables and deferred income in the balance sheet.

Contract liabilities primarily include payments on account for customer contracts as well as obligations acquired as part of business combinations to fulfill contractual storage obligations for which no future payments will be received.

LONG-TERM SERVICE CONTRACT

For one service contract, a contract that extends over several reporting periods, sales revenues are recognized in accordance with IFRS 15 corresponding to the stage of completion of each of the individual separate performance obligations agreed under the contract, based on the specific allocation of their respective stand-alone selling prices. As a result of using this methodology the revenue recognized in the years 2016 and 2017 is lower than reported in previous financial statements.

CONTRACTS WITH MULTIPLE PERFORMANCE OBLIGATIONS

IFRS 15 includes requirements concerning the timing of accounting for contracts with customers. As a result of these requirements, when allocating sales revenue in accordance with IFRS 15 to contracts with multiple performance obligations defined as "the creation of a stem cell deposit" and "storage of a stem cell deposit" for contracts entered into in the years 2013 to 2015, the sales revenue allocated to "the creation of a stem cell deposit" is lower than that allocated in the years 2013 to 2015, and the resulting trade receivables recorded in the previous year's financial statements to reflect these are not recognized under IFRS 15. As a result of the corresponding contrary effect in these contracts, the sales revenue recognized for "storage of a stem cell deposit" is higher. Compared to the methodology used in the financial statements for previous years, the revenue recognized in the year 2017 is slightly higher than previously reported.

EFFECT OF IMPLEMENTING IFRS 15 ON THE INTERIM FINANCIAL STANDARDS

The following table shows the effect of restating the consolidated statement of income to reflect the changes resulting from the implementation of IFRS 15 for the period from January 1 to June 30, 2017:

In EUR thousands	H1 2017
Sales revenue	1
Interest income	-4
Income tax expense	1
Net result for the period	-2

There has been no change to the basic and diluted earnings per share for the period from January 1 to June 30, 2017 as a result of the implementation of IFRS 15.

The following table shows the effect of the restatement on the consolidated balance sheet resulting from the implementation of IFRS 15 for the period from January 1, 2017 to December 31, 2017:

In EUR thousands	Dec. 31, 2017	Jan. 1, 2017
Assets		
Inventory	-62	0
Trade receivables (current)	-101	-104
Total assets	-163	-104
Equity and liabilities		
Equity	-115	-113
Trade payables (non-current)	-1,808	-437
Deferred income (non-current)	-9,460	-9,011
Contract liabilities (non-current)	11,269	9,448
Deferred taxes	-54	-53
Deferred income (current)	-2,547	-1,782
Contract liabilities (current)	2,552	1,787
Other liabilities	0	57
Total equity and liabilities	-163	-104

IFRS 9 “Financial Instruments”

The standard was issued in July 2014 and is effective for the first time for fiscal years beginning on or after January 1, 2018. The new standard replaces IAS 39 “Financial instruments” and provides comprehensive guidance on the classification and measurement of financial assets and liabilities, impairment of financial assets, as well as accounting for hedging transactions.

The Group has adopted the standard for the first time for the fiscal year commencing on January 1, 2018 and, in accordance with the transition arrangements, has not restated the previous year’s figures.

The following table shows a reconciliation of the carrying values of financial instruments by balance sheet class and IFRS 9 categories with the classifications previously used under IAS 39:

In EUR thousands	Classification under IFRS 9	Carrying value Jan. 1, 2018	Classification under IAS 39	Carrying value Jan. 1, 2018
Financial assets				
Trade receivables*	AC	4,808	LaR	4,808
Other financial receivables and assets				
Financial securities	FVtOCI	2,342	AfS	2,342
Other financial investments	FVtOCI	119	AfS	119
Other financial assets	AC	677	LaR	677
Restricted cash	AC	763	LaR	763
Cash and cash equivalents	AC	4,180	LaR	4,180
Financial liabilities				
Interest-bearing loans	AC	9,177	FLAC	9,177
Silent partners’ interests	AC	940	FLAC	940
Trade payables*	AC	949	FLAC	949
Other financial liabilities	AC	853	FLAC	853
Total by measurement category				
Financial assets at amortized cost (AC)	AC	10,428		
Financial assets at fair value through other comprehensive income without affecting profit or loss (FVtOCI)	FVtOCI	2,342		
Financial assets (equity instruments) at fair value through other comprehensive income without affecting profit or loss (FVtOCI)	FVtOCI	119		
Financial liabilities at amortized cost (AC)	AC	11,919		

* The carrying values as at Jan. 1, 2018 have been restated due to the initial application of IFRS 15.

3 Revenue from Contracts with Customers

Sales revenues are classified in the following categories by nature and by region:

In EUR thousands	H1 2018	H1 2017
Sales revenue from processing	7,413	6,125
Germany	5,290	3,196
Europe	1,990	2,712
Other	133	216
Sales revenue from storage	2,351	1,733
Germany	1,232	684
Europe	1,117	1,038
Other	2	11
Other revenue	413	295
Sales revenue	10,177	8,153

4 Equity

A dividend of EUR 0.16 per qualifying share for the fiscal year 2017 was approved at the Annual General Meeting held in May 2018. The dividend was paid in May 2018.

5 Information on Financial Instruments

The following table shows the carrying values and the fair values of financial instruments in accordance with IFRS 7, analyzed by the classifications used in the consolidated statement of financial position:

In EUR thousands	Classification under IFRS 9	June 30, 2018		Dec. 31, 2017	
		Fair value	Carrying value	Fair value	Carrying value
Financial assets					
Trade receivables	AC	4,541	4,541	4,808	4,808
Other receivables and assets					
Financial securities	FVtOCI	2,323	2,323	2,342	2,342
Other financial investments	FVtOCI	256	256	119	119
Other financial assets	AC	773	773	677	677
Restricted cash	AC	214	214	763	763
Cash and cash equivalents	AC	3,993	3,993	4,180	4,180
Financial liabilities					
Interest-bearing loans	AC	9,039	9,039	9,177	9,177
Silent partners' interests	AC	0	0	940	940
Trade liabilities	AC	1,146	1,146	949	949
Other financial liabilities	AC	263	263	853	853
Total by measurement category					
Financial assets at amortized cost (AC)	AC	9,521	9,521	10,428	9,665
Financial assets at fair value through other comprehensive income without affecting profit or loss (FVtOCI)	FVtOCI	2,323	2,323	2,342	2,342
Financial assets (equity instruments) at fair value through other comprehensive income without affecting profit or loss (FVtOCI)	FVtOCI	256	256	119	119
Financial liabilities at amortized cost (AC)	AC	10,448	10,448	11,919	11,919

Assets and liabilities that are measured at their fair value in the financial statements or for which the fair values are disclosed are classified in accordance with the fair value hierarchy set out below:

LEVEL 1 OF THE FAIR VALUE HIERARCHY

The fair value of financial securities is determined by reference to market prices quoted on active markets.

LEVEL 2 OF THE FAIR VALUE HIERARCHY

The fair value of non-current trade receivables that mature after more than one year is the present value of the payments due, discounted using a market interest rate.

The fair values of interest-bearing loans and silent partners' interests were determined by discounting the relevant expected future cash flows based on normal market interest rates.

LEVEL 3 OF THE FAIR VALUE HIERARCHY

The Group has no financial instruments in this category.

6 Information on Related Party Transactions

Related parties include subsidiaries not included in the consolidated financial statements, associated companies (and their subsidiaries), shareholders with significant influence, and persons in key positions within the Company.

The following table shows significant transactions with related companies and parties for the period from January 1 to June 30, 2018 and for the corresponding period in the previous year:

In EUR thousands	Sales and income		Receivables	
	H1 2018	H1 2017	June 30, 2018	Dec. 31, 2017
Unconsolidated subsidiaries	56	55	8	18
Associated companies*	0	682	0	1.049

* There were no associated companies included in the consolidated group in the period from January 1 to June 30, 2018.

The loans extended to subsidiaries not included in the consolidated financial statements totaled EUR 567 thousand at June 30, 2018 (December 31, 2017: EUR 453 thousand).

7 Events after the Closing Date

No events for which additional reporting is required have occurred since the reporting date of June 30, 2018.

Leipzig, August 29, 2018

The Vita 34 AG Management Board



Dr. Wolfgang Knirsch
Chairman of the Management Board



Falk Neukirch
Finance Director

Responsibility Statement

To the best of our knowledge, and in accordance with the applicable reporting principles, the consolidated financial statements give a true and fair view of the assets, liabilities, financial position, and profit or loss of the Group, and the Group management report includes a fair review of the development and performance of the business of the Group, together with a description of the principal opportunities and risks associated with the expected development of the Group.

Leipzig, August 2018

The Vita 34 AG Management Board



Dr. Wolfgang Knirsch
Chairman of the Management Board



Falk Neukirch
Finance Director

Financial Calendar 2018

November 22, 2018	Publication of the Quarterly Statement (Q3)
November 26 – 28, 2018	German Equity Forum 2018 (Deutsches Eigenkapitalforum 2018), Frankfurt

Imprint

CONTACT

Vita 34 AG
Deutscher Platz 5a
04103 Leipzig
Germany

Telephone: +49 (0)341 48792-40
Telefax: +49 (0)341 48792-39
E-mail: ir@vita34group.de

EDITORIAL TEAM

Vita 34 AG, Leipzig
MC Services AG, Munich

PHOTO CREDITS

Cover: [gettyimages/Photography by Bobi – 500883141](#)
P. 6-7: [gettyimages/Hero Images – 554996479](#)
P. 16-17: [gettyimages/Tom Merton – 555799485](#)

PRODUCTION

For economic and environmental reasons this interim report is only printed by request.

PUBLICATION

This interim report was published in German and English on August 30, 2018 and is available for download on our Internet site. This document is a convenience translation of the original German-language document.

Vita 34 on the Internet: www.vita34group.de

Editorial closing date: August 29, 2018

Vita 34 AG

Registered office: Deutscher Platz 5a | 04103 Leipzig | Germany

Mailing address: Perlickstraße 5 | 04103 Leipzig | Germany

Telephone: +49 (0)341 48792-40 | Telefax: +49 (0)341 48792-39

E-mail: ir@vita34group.de | www.vita34group.de | www.facebook.com/vita34